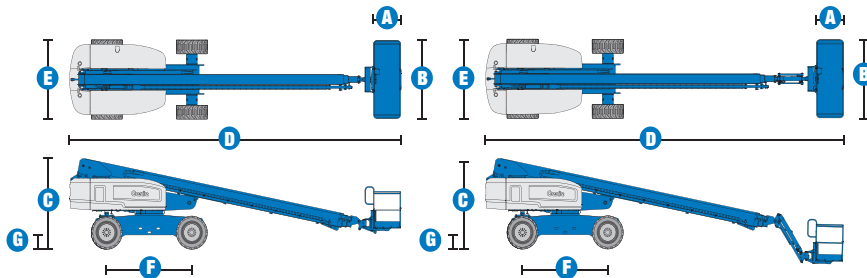
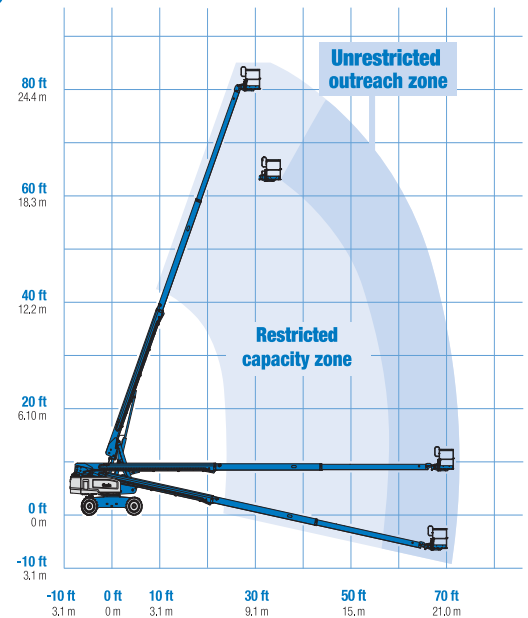


Specifications



RANGE OF MOTION S™-80 X



MODELS	S™-80 X		S™-85	
	US	Metric	US	Metric
Working height maximum*	86 ft	26.20 m	91 ft	27.70 m
Platform height maximum	80 ft	24.40 m	85 ft	25.90 m
Horizontal reach maximum	71 ft 6 in	21.80 m	76 ft 6 in	23.30 m
Below ground reach	6 ft 1 in	1.85 m	9 ft 6 in	2.89 m
A Platform length - 8 ft model	3 ft	.91 m	3 ft	.91 m
Platform length - 6 ft model	2 ft 6 in	.76 m	2 ft 6 in	.76 m
B Platform width - 8 ft model	8 ft	2.44 m	8 ft	2.44 m
Platform width - 6 ft model	6 ft	1.83 m	6 ft	1.83 m
C Height - stowed	9 ft 2 in	2.80 m	9 ft 2 in	2.80 m
D Length - stowed	36 ft 6 in	11.10 m	40 ft	12.20 m
Length - transport (jib tucked under)	—	—	38 ft	11.60 m
E Width	8 ft 2 in	2.50 m	8 ft 2 in	2.50 m
F Wheelbase	9 ft 4 in	2.80 m	9 ft 4 in	2.80 m
G Ground clearance - center	13 in	.33 m	13 in	.33 m

PRODUCTIVITY

Lift capacity	500 lb/ 1000 lb	227 kg/ 454 kg	500 lbs	227 kg
Platform rotation	160°		160°	
Vertical jib rotation	—		135°	
Turntable rotation	360° continuous		360° continuous	
Turntable tailswing	4 ft 8 in	1.42 m	4 ft 8 in	1.42 m
Drive speed - stowed - 2WD/4WD	3.5 mph	5.6 km/h	3.5 mph	5.6 km/h
Drive speed - raised/extended	0.68 mph	1.1 km/h	0.68 mph	1.1 km/h
Gradeability - 2WD - stowed**	30%		30%	
Gradeability - 4WD - stowed**	45%		45%	
Turning radius - axle extended: inside	12 ft	3.70 m	12 ft	3.70 m
outside	21 ft 6 in	6.60 m	21 ft 6 in	6.60 m
Controls	12V DC proportional		12V DC proportional	
Tires - RT lug	Foam filled 18-625, 16 ply		Foam filled 18-625, 16 ply	

POWER

Power source	Deutz TD2011 L04i 4 cylinder turbo diesel 74 hp (55 kW) Perkins 804D-33 4 cylinder diesel 63 hp (47 kW) Continental TME27 4 cylinder Gasoline/LPG 74 hp (55 kW)			
Auxiliary power unit	12V DC		12V DC	
Hydraulic tank capacity	40 gal	150 L	40 gal	150 L
Fuel tank capacity - diesel	35 gal	132 L	35 gal	132 L
Fuel tank capacity - gas/LPG	30 gal	113.6 L	30 gal	113.6 L

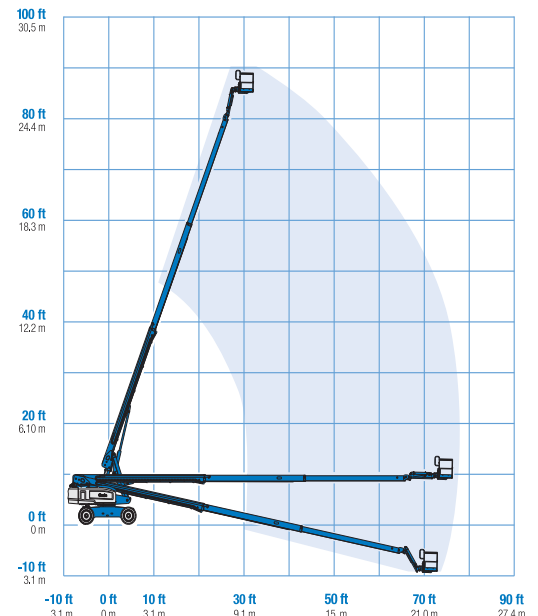
WEIGHT***

2WD	35,460 lbs	16,084 kg	37,900 lbs	17,191 kg
4WD	35,560 lbs	16,130 kg	38,000 lbs	17,236 kg

STANDARDS COMPLIANCE

ANSI A92.5, CSA B354.4, EN 280

RANGE OF MOTION S™-85



* The metric equivalent of working height adds 2 m to platform height. U.S. adds 6 ft to platform height.

** Gradeability applies to driving on slopes. See operator's manual for details regarding slope ratings.

*** Weight will vary depending on options and/or country standards.

Features

EASILY CONFIGURED TO MEET YOUR NEEDS

PLATFORM OPTIONS

- Steel 8 ft (2.44 m)
- Steel 6 ft (1.83 m)
- 8 ft (2.44 m) tri-entry

JIB OPTIONS

- Non-jib
- 5 ft (1.52 m) jib boom

ENGINE OPTIONS

- Deutz turbocharged diesel 74 hp (55 kW)
- Perkins diesel 63 hp (47 kW)
- Continental Gas/LPG 74 hp (55 kW)

DRIVE OPTIONS

- 2WD
- 4WD

AXLE

- Fixed width with active oscillation

TIRE OPTIONS

- Rough terrain foam-filled (standard)
- Rough terrain non-marking foam-filled
- High floatation air-filled (Increases width by 4 in)

STANDARD FEATURES

MEASUREMENTS

S™-80 X*

- 86 ft (26.38 m) working height
- 71 ft 6 in (21.8 m) horizontal reach
- 500 lbs (227 kg) unrestricted and 1000 lbs (454 kg) restricted lift capacity

S™-85

- 91 ft (27.90 m) working height
- 76 ft 6 in (23.3 m) horizontal reach
- 500 lb (227 kg) lift capacity

PRODUCTIVITY

- Self-leveling platform
- Hydraulic platform rotation
- Fully proportional Hall effect joystick controls
- Drive enable
- AC power cord to platform
- Horn
- Hour meter
- Tilt alarm
- Descent alarm
- 360° continuous turntable rotation
- Positive traction drive
- Two speed wheel motors

POWER

- 12V DC auxiliary power
- Anti-restart engine protection
- Auto engine fault shutdown
- Catalytic converter muffler (Continental engine only)
- Engine block heater (Continental engine only)



OPTIONS & ACCESSORIES

PRODUCTIVITY OPTIONS

- Platform swing gate
- Half mesh platform inserts with swing gate
- Platform top auxiliary rail
- Arc Pro 275™ Heavy-Duty Welder package
- Welder Ready package
- Weld leads to platform
- Air line to platform
- Hydraulic oil cooler
- Biodegradable hydraulic oil
- Hostile environment kit
- Deluxe hostile environment kit
- Aircraft protection package (6 ft platform only)
- Tool tray
- Alarm package
- Panel cradle package*
- Platform work lights
- Lockable platform control box covers
- Tow package
- Light package

POWER OPTIONS

- Engine gauge package
- AC generator packages (110V/-220V/50Hz, 3000W)*
- Cold Weather Packages
- Diesel scrubber/spark arrestor muffler (catalytic muffler)
- LPG tank only, steel, 33.5 lb (15.19 kg) capacity
- Intake air pre-cleaner

* Available on select models

** Not available on CE machines

PROLIFT
Access Ltd

☎: 0845 3664755

E: info@proliftaccess.co.uk,

W: www.proliftaccess.co.uk